

Managing Blackboard Groups

William De Wysockie

WDeWysockie@swbts.edu

Managing Blackboard Groups

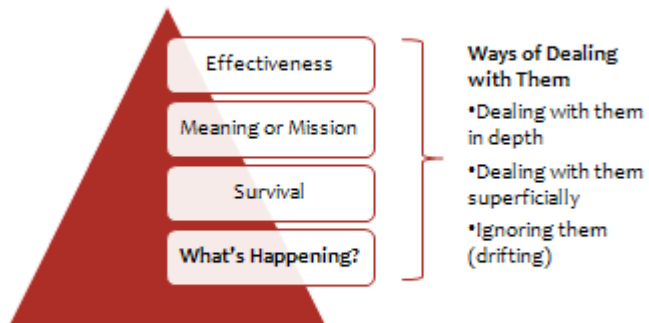
William De Wysockie
Distance Learning Team Leader
Southwestern Seminary
WDeWysockie@swbts.edu

Maslow to the rescue!



Maslow's Hierarchy of Values

Another pyramid...



Bolles' Pyramid of Issues

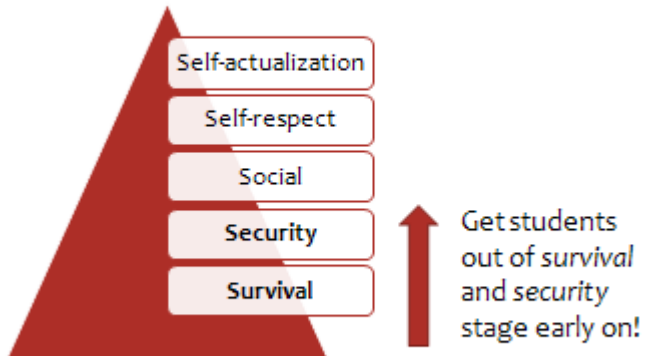
Tuckman's Stages



Tuckman's Stages of Group Development

ADDITIONAL NOTES:

Your First Task



How?

- Provide basic how-to help
 - Announcements
 - Email
 - Course materials
 - Create course menu button to institution help site
- Populate staff information page
 - Your contact info
 - Blackboard technical support info
 - Registrar info
 - Link to cafeteria menu

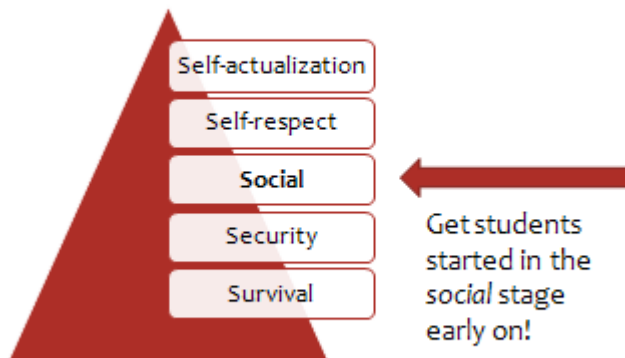
ADDITIONAL NOTES:

How?

- Learn the tools yourself!
 - Ask Blackboard support for dummy student account
 - Add and remove student from each group
 - Play with the tools!

A lot of group management occurs *before* students are divided into their groups.

Your Second Task



ADDITIONAL NOTES:

How?

- *Let's get to know each other* forum
 - Have everyone introduce themselves
 - Establish parameters early on
 - Icebreaker questions
- This will help during the small group stage
 - Students will already know each other
 - Students will be less inclined to create conflict

It's group time...

- Clear, well-stated purpose
- Clear parameters
- Clear time-table
- Demonstrate relevancy of topic
- Rubric
- Appeal to the universal learner
 - Images, graphs, charts
 - Recordings
 - Clear text

ADDITIONAL NOTES:

How is your group managed?

Who is responsible for...

- Group roles?
 - Recorder
 - Convener
 - Time-keeper
- Distribution of research and writing tasks?
- Dealing with incomplete tasks?
- Resolving problems and conflicts?

From DePaul University <http://itd.depaul.edu/website/faculty/TechnologyTools/Blackboard/CourseDesignTips/GroupTips/managegroup.asp>

How is your group managed?

The different possibilities...

- Faculty-managed groups
- Student-managed groups
- Student/Faculty combination*



*my favorite – provides some freedom but eases the storming process

From DePaul University <http://itd.depaul.edu/website/faculty/TechnologyTools/Blackboard/CourseDesignTips/GroupTips/managegroup.asp>

ADDITIONAL NOTES:

It's group time...

Stay on the side-lines
but...



It's group time...

- Step in periodically and...
 - Remind students where they should be
 - Provide encouragement
 - Monitor discussions
 - Respond to pleas for help
- Assess groups half-way through

ADDITIONAL NOTES:

When group time is over...

- Make groups unavailable (if you want)
- Copy group forums to the main Discussion Board
- Facilitate discussion
 - Group reporting
 - Large class discussion



When group time is over...

- Provide assessments
 - Have each group assess the group task
 - Have each group assess the group itself
- Now you assess!
 - Individuals
 - Groups



ADDITIONAL NOTES:

References

Bolles, Richard N. *The Three Boxes of Life: And How to Get Out of Them*. Berkeley, CA: Ten Speed Press, 1981.

DePaul University. Instructional Design Tips: Group Work. <http://www.itd.depaul.edu/website/faculty/TechnologyTools/Blackboard/CourseDesignTips/GroupTips/>

Maslow, Abraham H. *Motivation and Personality*, 2nd ed. New York: Harper and Row, 1970.

Tuckman, Bruce. *Developmental sequence in small groups*. *Psychological bulletin* (1963), 63, 384-399.

ADDITIONAL NOTES: